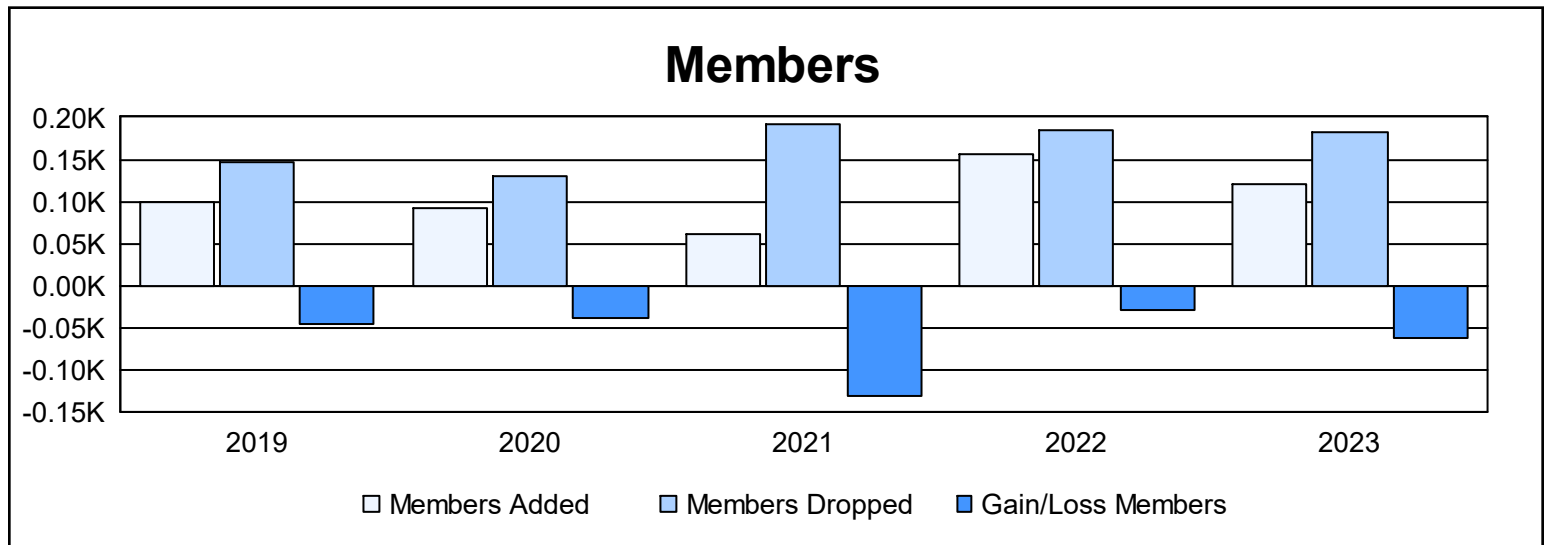
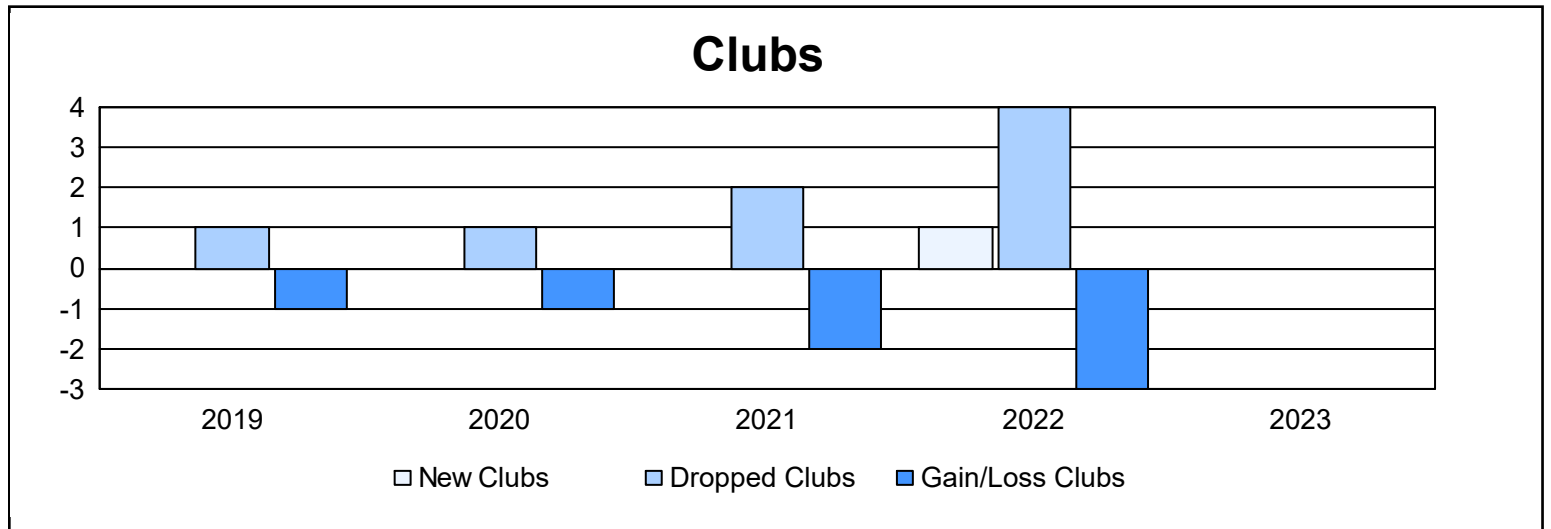
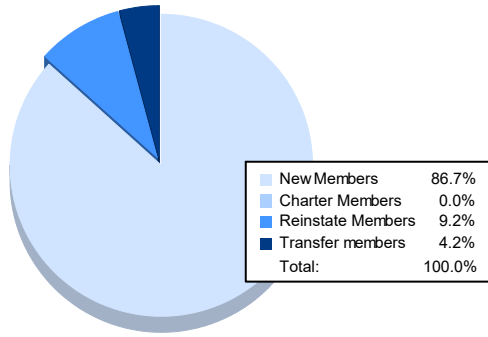


| Year | New Clubs | Dropped Clubs | Gain/ Loss Clubs | New Members | Charter Members | Reinstate Members | Transfer Members | Total Member Added | Total Members Dropped | Gain/ Loss Members |
|----------------|-----------|---------------|------------------|-------------|-----------------|-------------------|------------------|--------------------|-----------------------|--------------------|
| 2018-2019 | 0 | 1 | -1 | 83 | 0 | 14 | 3 | 100 | 146 | -46 |
| 2019-2020 | 0 | 1 | -1 | 62 | 1 | 21 | 8 | 92 | 130 | -38 |
| 2020-2021 | 0 | 2 | -2 | 52 | 1 | 4 | 4 | 61 | 192 | -131 |
| 2021-2022 | 1 | 4 | -3 | 116 | 32 | 5 | 2 | 155 | 184 | -29 |
| 2022-2023 | 0 | 0 | 0 | 104 | 0 | 11 | 5 | 120 | 182 | -62 |
| Average | 0 | 2 | -1 | 83 | 7 | 11 | 4 | 106 | 167 | -61 |



Membership Composition June 2023 Cumulative



Gender Composition June 2023 Cumulative

